

PRIMARY 3 & 4

27 January 2023



Meet the Parents Session 2023

School Leaders and Year-Head Address

Thank You



“What we are familiar with today will soon be outdated faster than we think...”

Education Minister, Chan Chun Sing
4 August 2022

Our Educational Landscape

Environment is changing due to several driving forces:

- Globalisation
- Advancement in technology
- Geo-political developments
- Society becoming more cosmopolitan



Learn for Life

We will continue with the “**Learn for Life**” movement to:

- equip students with stronger abilities, skills and habits for independent and lifelong learning
- strengthen our students’ future readiness.



The EDGE Approach

Learning Process

Experiences

Experiences reflected upon for learning

Develop

Subject mastery/ skills/ attitudes

Grow

Heart
Character
Person
Values

Empower

Take actions
Application

Student
Development

Student Outcomes



**Theme
for
2022 to
2023**

Cherish
Nourish
Flourish



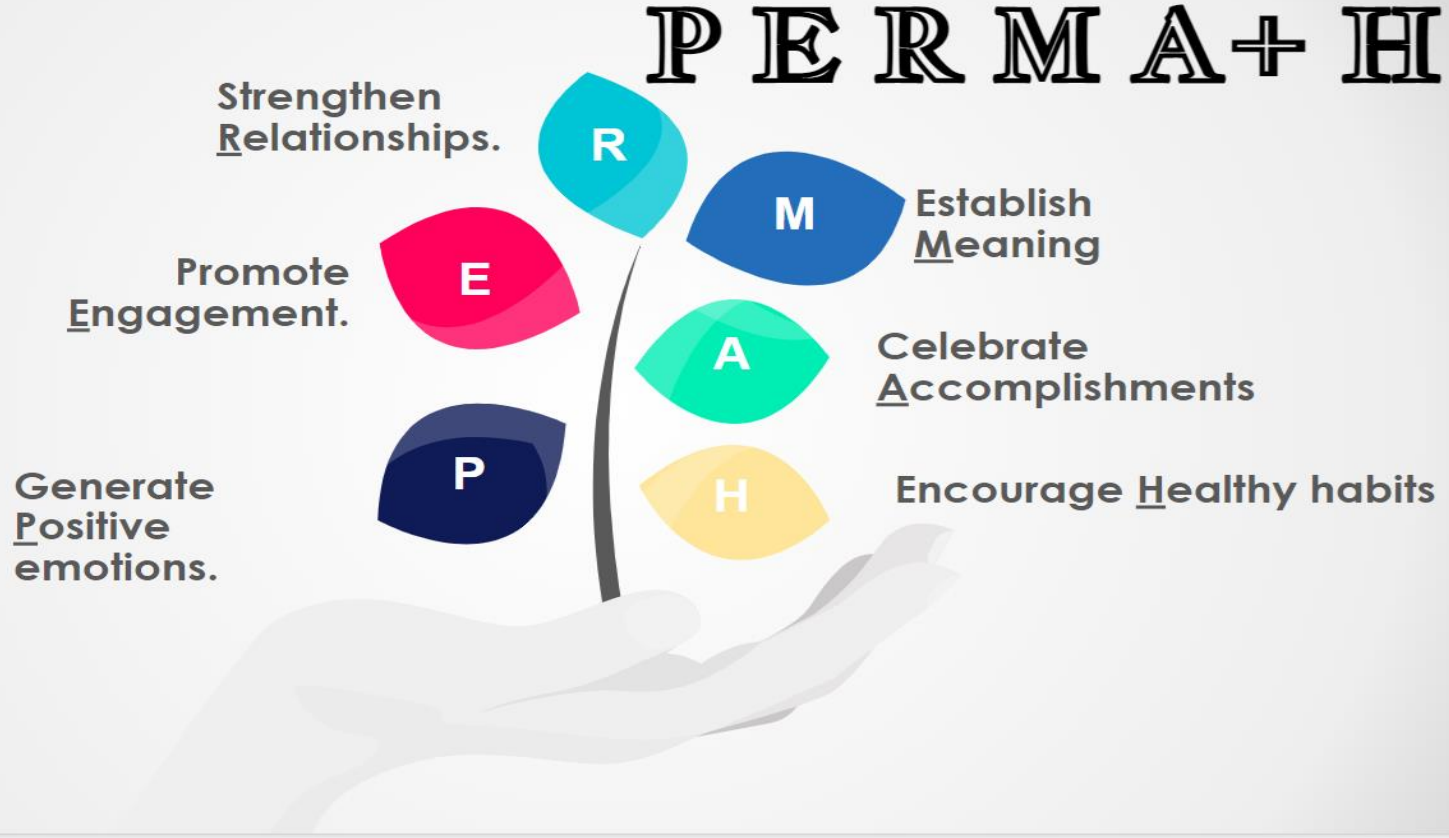
Removal of Mid-Year Exams


- To meet the challenges of an increasingly complex world
- Move away from an overemphasis on academic results
- Free up space and time to pace out teaching and learning

2023

- **Removal of all MYE for all levels**
- **Weighted Assessments to continue**
- **Weighting will be revised to reflect differences in scope and demand.**

Positive Education in Edgefield





- Celebrate efforts
- Prioritise mental health
- Speak your child's love language

P3 & P4 Year-Head Address

- Area of focus
- Key Programmes for P3P4
- Admin Matters





Social-Emotional Lives of 9-10 year olds





Focus for Middle Block - Relationships





Important Dates

No.	Date	Programme
1.	1 February	Speech & Prize Giving Day
2.	9 March	P3 & P4 Arts Alive Performance
3.	10 March	Sports Meet
4.	25 & 26 May	Parent-Teacher Conference
5.	1 July	Open House
6.	17 August	GEP Screening Exercise
7.	5 October	Sports Carnival
8.	12 & 13 October	P3 & P4 Oral Exams
9.	19 -26 October	P3 & P4 End of Year Exams



GEP Screening Exercise

GIFTED EDUCATION PROGRAMME IDENTIFICATION EXERCISE 2023

Stage	Date	Participants	Papers
GEP Screening Exercise	17 August 2023 (Thursday)	Primary 3 pupils enrolled in government and government-aided schools	English Language Mathematics
GEP Selection Exercise	17 & 18 October 2023 (Tuesday & Wednesday)	Primary 3 pupils shortlisted after the GEP Screening Exercise	English Language Mathematics General Ability



Edusave Awards

Awards offered based on conduct, learning dispositions and academic performance

Name	Levels	Eligibility Criteria
Edusave Merit Bursary (EMB)	P1 & P2 students	<ul style="list-style-type: none">• Students who consistently demonstrate positive learning dispositions <u>in the course of the year</u>• Singapore Citizen• Good Conduct• Monthly income does not exceed \$7500
Edusave Merit Bursary (EMB)	P3 to P6 students	<ul style="list-style-type: none">• Top 25% of their level in terms of academic performance• Singapore Citizen• Good Conduct• Monthly income does not exceed \$7500



Edusave Awards

Awards offered based on conduct, learning dispositions and academic performance

Name	Levels	Eligibility Criteria
Good Progress Award(GPA)	P2 & P3 students	<ul style="list-style-type: none">• Students who have shown the greatest improvement in learning dispositions <u>in the course of the year</u>• Singapore Citizen• Good Conduct
Good Progress Award (GPA)	P4 to P6 students	<ul style="list-style-type: none">• Top 10% of their level in terms of improvement in academic performance• Singapore Citizen• Good Conduct



Assessment of Learning Dispositions

4Cs	All the time	Most of the Time	Sometimes
Curiosity <i>Curious Learner</i> (asks questions and also actively seeks out the answers)			
Collaboration <i>Collaborative Contributor</i> (works effectively as an interdependent team member)			
Connection <i>Connected Pupil- Morally Upright & Emotionally Intelligent</i> (has social awareness and applies good interpersonal skills)			
Confidence <i>Confident Leader</i> (has self-awareness and applies self-management skills for personal effectiveness)			

What can you expect in P4

- Subject Based Banding



For Primary Schools

**SUBJECT-
BASED
BANDING**

Catering to Your Child's Abilities



Purpose of Subject Based Banding

- To provide more flexibility to students with strengths and abilities that vary across subjects
- To encourage greater interaction among students with different strengths

Objective of Subject Based Banding

- To encourage students to **experience** different subjects at the levels that best meet their abilities





Subject Based Banding Process

- Students will be offered standard subjects, foundation subjects or a combination of both at P5
- An additional subject, Higher Mother Tongue, may be offered to students who meet the criteria

Standard Subjects	Foundation Subjects
English	Foundation English
Mathematics	Foundation Mathematics
Science	Foundation Science
Mother Tongue	Foundation Mother Tongue




Achievement and Band Grades for P4

Band 1	85 marks and above	Is very good in the subject
Band 2	70-84 marks	Is good in the subject
Band 3	50-69 marks	Has adequate grasp of the subject
Band 4	Below 50 marks	Has elementary grasp of the subject

Selection Criteria at P4

- Overall results
- Basic items score*
- Results from past 3 years
- Teacher's feedback



*The set of basic items are provided by MOE to ensure the minimal content that is necessary for the child to cope with the content of the subject at the standard level.



How SBB Works

P4

- Students sit for school-based exams. School recommends subject combination based on overall results.
- Parents indicate choice of subject combination.

P5

- Students take subject combination of parent's choice.
- At the end of the year, school decides subject combination suited for the child based on P5 overall results.

P6

- Students take subjects as recommended by school and sit for PSLE at the end of the year.



General Subject Combinations Offered

Combination 1	4 Standard Subjects (4S)	<ol style="list-style-type: none">1. Standard English2. Standard Math3. Standard Science4. Standard Mother Tongue
Combination 2	4 Standard Subjects 1 Higher Mother Tongue (4S1H)	<ol style="list-style-type: none">1. Standard English2. Standard Mother Tongue3. Standard Math4. Standard Science5. Higher Mother Tongue



Other Subject Combinations Offered

Combination 3	3 Standard Subjects 1 Foundation Subject (3S1F)	1. Standard English 2. Standard Math 3. Standard Science 4. Foundation Mother Tongue
Combination 4	2 Standard Subjects 2 Foundation Subjects (2S2F)	1. Standard English 2. Standard Mother Tongue 3. Foundation Math 4. Foundation Science
Combination 5	1 Standard Subject 3 Foundation Subjects (1S3F)	1. Standard English 2. Foundation Mother Tongue 3. Foundation Math 4. Foundation Science



Part 1: SCHOOL'S RECOMMENDATION ON PUPIL'S SUBJECT COMBINATION FOR PRIMARY 5 2019

Dear Parents,

Your child, _____, of P4 (), is recommended the following subject combination for Primary 5 next year as indicated by a tick (✓) in the box below:

Option	Subject Combination	(a) School's Recommendation	(b) *Parent's Option
1	English, Mother Tongue Language, Mathematics, Science [4S]		
2	English, Mother Tongue Language, Mathematics, Science, Higher Mother Tongue Language [4S1HMTL]		
3	Foundation English, Foundation Mother Tongue Language, Foundation Mathematics, Foundation Science [4F]		
4	English, Mathematics, Science Foundation Mother Tongue Language [4S 1F]		
5	Others:		

Option Form

- Given at the end of P4 for progression to P5
- School's decision at end of P5



EL	MATH	MT	SC
Band 1	Band 1	Band 1	Band 1

For *higher* MTL, school follows MOE guidelines in identifying students capable of studying Higher MTL at P5.

Parents have the option to indicate choice in offering *higher* MTL.

**Recommendation
for taking 4
Standard Subjects
and 1 Higher Mother
Tongue in P5**

Considerations for HMTL

- Does my child have a strong interest and flair for the Mother Tongue Language?
- Is my child coping well in the other subjects–English, Maths, Science & Mother Tongue Language?
- Should he be spending more time in the other subjects, rather than on an additional subject (HMTL)?





Requirement for HMTL

- Students who take HMTL at P5 will be allowed to drop the subject **ONLY** at the end of the year.
- To continue with HMTL at P6, pupils must score at least a Band 2 in Standard MTL and a pass in HMTL



P4 SBB Timeline

SA2 Written Papers	19 Oct – 26 Oct
Administration Day	9 Nov
Offering of Subject Combination by School	10 Nov
Return of parent's option letter	13 Nov



After P4



Achievement Level for Standard Subjects

- Reduces fine differentiation of students' examination results at a young age
- Reflects a student's individual level of achievement

AL	Raw Mark Range
1	≥ 90
2	85 - 89
3	80 - 84
4	75 - 79
5	65 - 74
6	45 - 64
7	20 - 44
8	< 20

Achievement Level for Foundation Subjects

Example:

Foundation Level AL Reflected on Result Slip	Foundation Raw Mark Range	Equivalent Standard Level AL
A	75 - 100	6
B	30 - 74	7
C	<30	8

English Language	AL 2
Mathematics	AL 4
Foundation Science	AL B
Mother Tongue Language	AL 2
PSLE Score: 15	

Foundation subject grades are graded in scoring bands from **AL A to C**.



PSLE Score and Placement Outcome

Placement Outcome	PSLE Score
Express	4 - 20
Express / N(A) Option	21 - 22
N(A)	23 - 24
N(A) / N(T) Option	25
N(T)	26 - 30, with AL7 or better in both EL <u>and</u> MA

Punctuality

- Come to school punctually
- Avoid taking child on trips during term time – (not a valid reason). Principal's approval is required.
- Frequent absences & late-coming – school will send out an advisory letter



Attendance

- Absence during exams - an official medical certificate (MC) is required.
- Absence on a school day – MC or letter from parent/guardian is required.
- For early departure on a school day – parent/guardian must be present to sign out the child.



Growth Mindset



Ways to Help Kids Boost Their Confidence

Encourage a growth mindset



Encourage independence and risk-taking



Remind kids of their strengths



Give chances for every kid to shine



Give specific positive feedback



Teach and discuss resilience

Help kids celebrate their accomplishments



Teach positive self-talk



Have kids reflect on growth



Celebrate diversity and uniqueness




Encourage kids to follow their passions



Help kids set & meet individual goals


10 Ways to Build Relationships with Kids

- 1** Talk to them about non-school related subjects.
- 2** Let them teach you about their interests.
- 3** Remember things about their lives.
- 4** Share about your own life.
- 5** Engage in activities with them.
- 6** Tell hilarious (and even embarrassing) stories.
- 7** Share inspirational stories from your life.
- 8** Do crazy things.
- 9** Use their interests in your lessons and activities.
- 10** Apologize when you mess up.



How to help your child at home

- 1. Establish routines e.g., study time, gadget time
- 1. Develop a healthy sleep schedule e.g., be in bed by 9.30p.m.
- 1. Have them pack their own bags
- 1. Encourage and motivate them e.g., I am so proud you completed your homework without being reminded!
- 1. Read to / with your child regularly



Instilling Responsibility

- Parents are discouraged from dropping off items which their children have forgotten to bring.
- Parents are strongly encouraged to check the school diary daily for homework and announcements.



It is one thing for a child to call up the teacher at midnight to say that he's in trouble.

It is another thing for the parent to call up the teacher at midnight to ask whether the child has spelling, and should wear a red or blue t-shirt.

If the child forgets about these things, it is part of their learning experience.

As parents, don't need to overly protect our children and deprive them of the learning experience.



Feedback

Q and A



Pls scan this QR code to enter your queries.

Feedback



Pls scan this QR code to give us feedback.

A photograph of four students in school uniforms (white shirts with maroon collars and sleeves) looking through a torn paper effect. The students are smiling and looking towards the right. The background is green foliage. The text "Thank You" is overlaid on the left side of the image.

Thank
You